



MIS: Persistence from courses below transfer to higher level courses

Background: Unduplicated students enrolling in English, Math, and ESL were included in the combined 96/97 cohort. Students who were in each level of English, Math, and ESL were tracked over 8 semesters and the number and percent of the original cohorts who persisted to each level of English, Math, or ESL was calculated. The tables below indicate the number and percent of the original cohorts that persisted to each higher level of Math or English. The data is from the CSS participating colleges.

English Enrollments

	96/97 cohort	Number Persisting to higher levels of English		
		Persist to 2LB	Persist to 1LB	Persist to Transfer
Persist from 1LB	40,150			22,583
Persist from 2LB	22,346		10,389	6,916
Persist from 3LB	5,229	1,065	1,552	1,034

English Percents

	Percent Persisting to higher levels of English		
	Persist to 2LB	Persist to 1LB	Persist to Transfer
Persist from 1LB			56
Persist from 2LB		46	31
Persist from 3LB	20	30	20

Math Enrollments

	96/97 cohort	Number Persisting to higher levels of Math				
		Pre Algebra	Elem Algebra	Geometry	Inter Algebra	Trans Math, Any
Persist from Inter Alg	31,250					16,475
Persist from Geom	4,203				1,335	1,746
Persist from Elem Alg	39,858			1,539	15,888	9,625
Persist from Pre Alg	16,413		7,965	745	3,447	1,926
Persist from Arith	17,634	3,512	4,810	312	1,825	1,173

Math Percents

	Percent Persisting to higher levels of Math				
	Pre Algebra	Elem Algebra	Geometry	Inter Algebra	Trans Math, Any
Persist from Inter Alg					53
Persist from Geom					42
Persist from Elem Alg				4	24
Persist from Pre Alg			49	5	12
Persist from Arith	20	27		2	7

ESL Enrollments

	96/97 cohort	Number Persisting to higher levels of ESL				Persist to Transfer	
		Persist to 4LB	Persist to 3LB	Persist to 2LB	Persist to 1LB		
Persist from 1LB	3719					3,719	1,724
Persist from 2LB	5782				5,782	1,847	1,776
Persist from 3LB	4437		4,437	2,052		829	834
Persist from 4LB	4693	4,693	2,004	1,113		468	791
Persist from 5LB	7014	2,197	899	459		198	705

ESL Percents

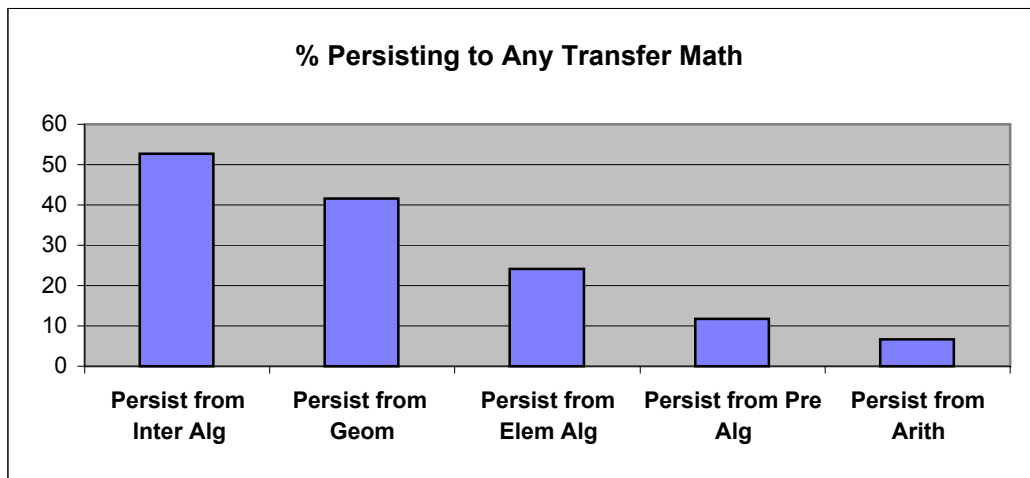
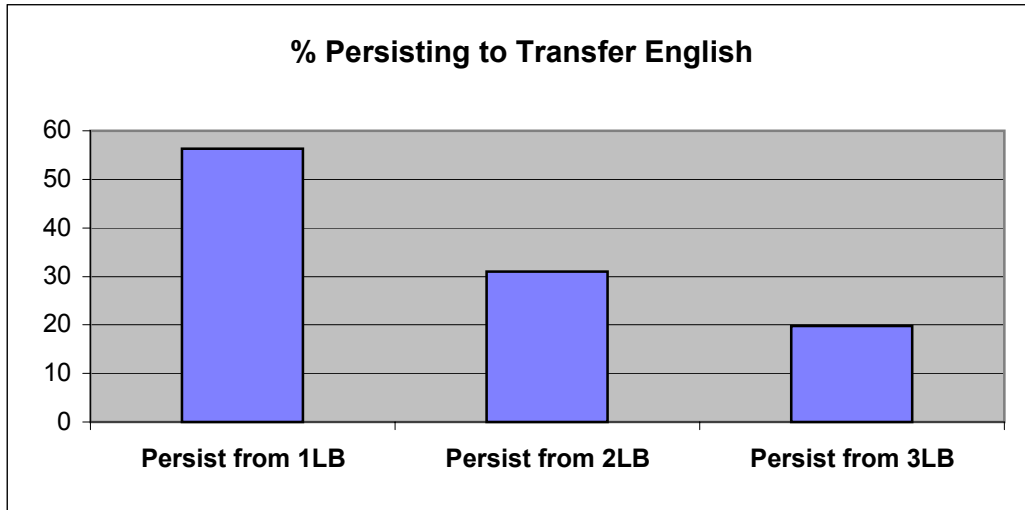
	Percent Persisting to higher levels of ESL				Persist to Transfer	
	Persist to 4LB	Persist to 3LB	Persist to 2LB	Persist to 1LB		
Persist from 1LB						46
Persist from 2LB					32	31
Persist from 3LB				46	19	19
Persist from 4LB			43	24	10	17
Persist from 5LB	31	13		7	3	10

English Comments: While 56% of students 1LB transfer persist to take a transfer English course, only 20% of those 3LB do so.

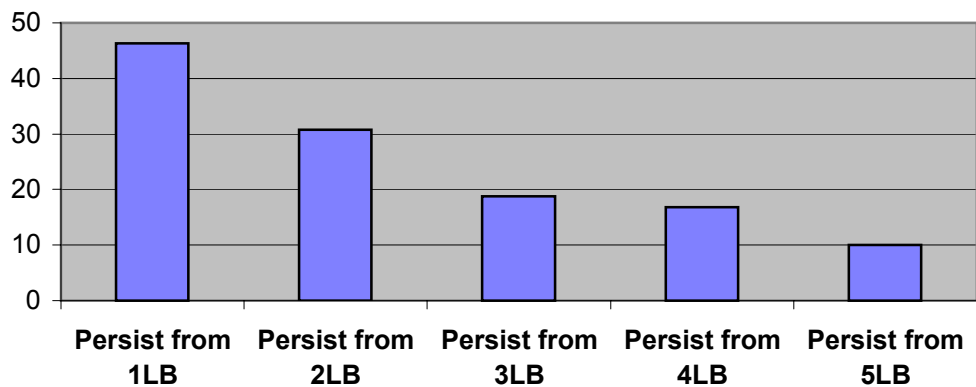
Math Comments: Similarly math students 1LB persist to transfer math at a 56% rate, but Arithmetic students only persist at a rate of 7%.

ESL comments: Similarly ESL students 1LB transfer persist to transfer at a rate of 46% while those 5, 4, and 3 levels below persist to transfer levels at rates of 10 to 20%.

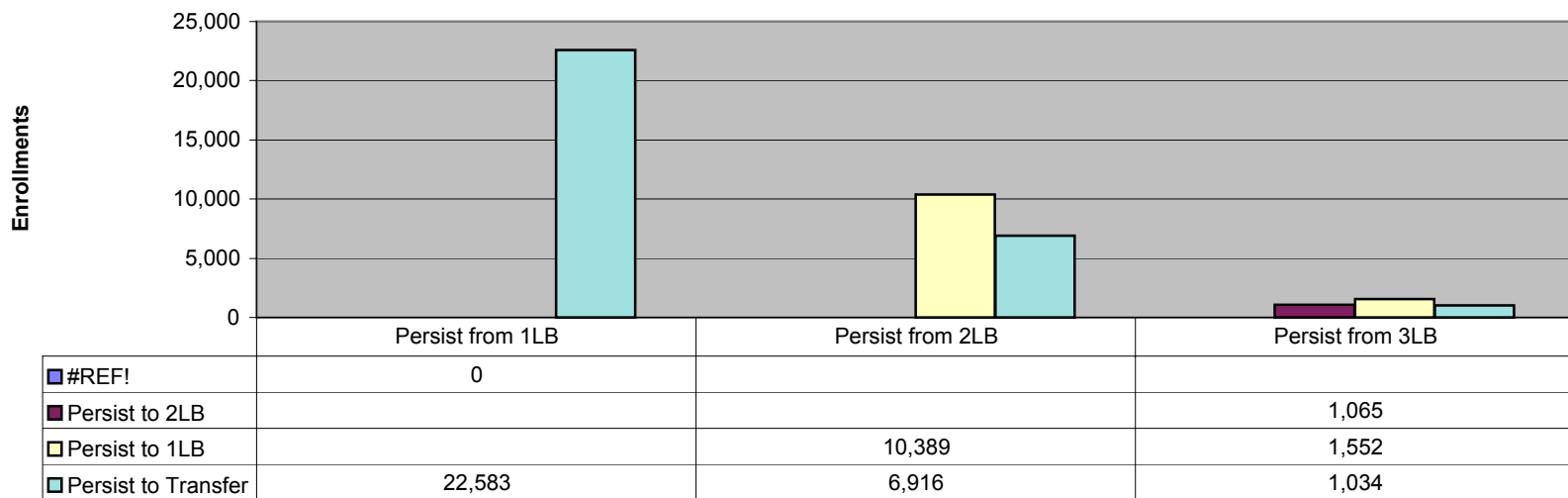
Students who enter below transfer are among our most disadvantaged students who typically do not qualify for the CSU out of high school. If they do not reach transfer Math and English they typically cannot transfer. The low persistence rates to transfer from low levels thus limits the entrance of these students into high levels of education.



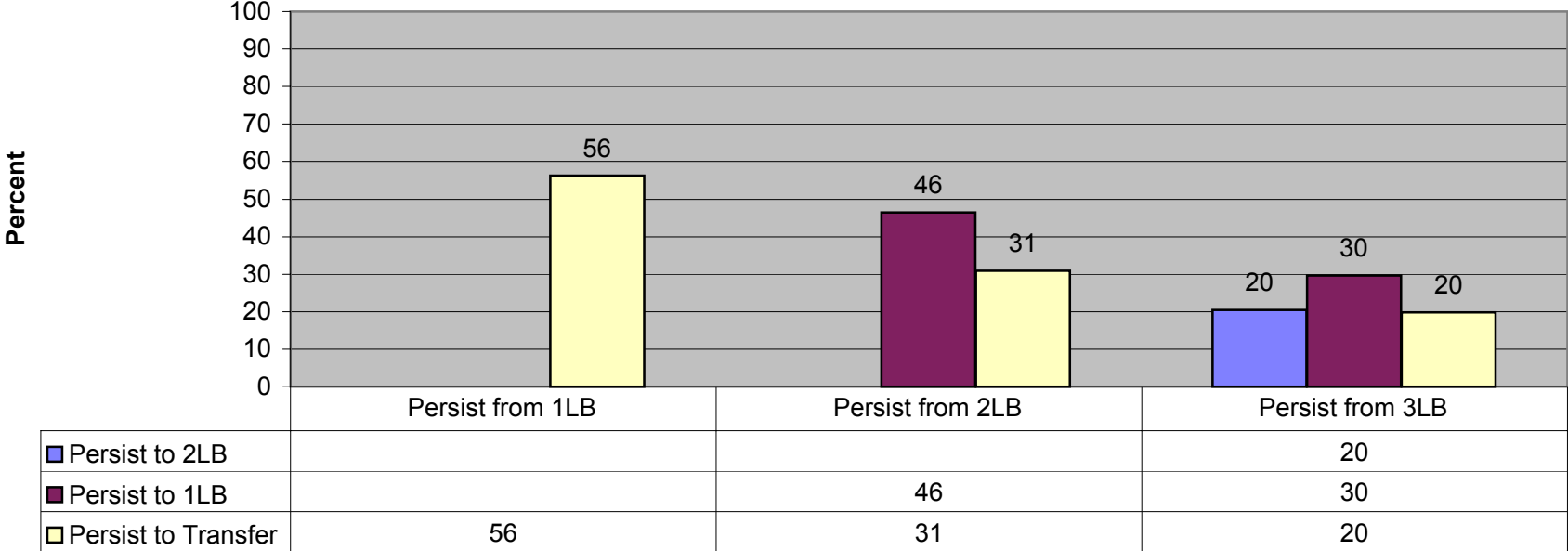
% Persisting to Transfer Engl/ESL



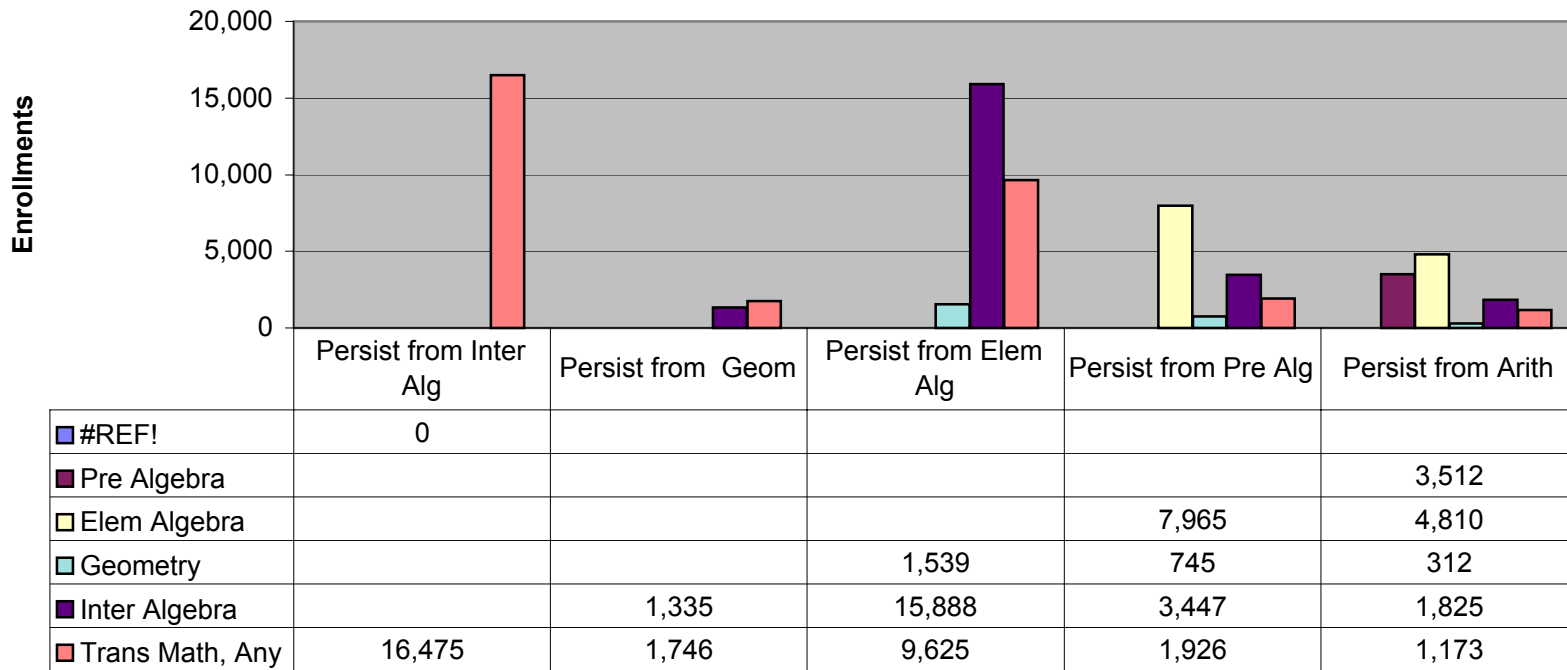
English



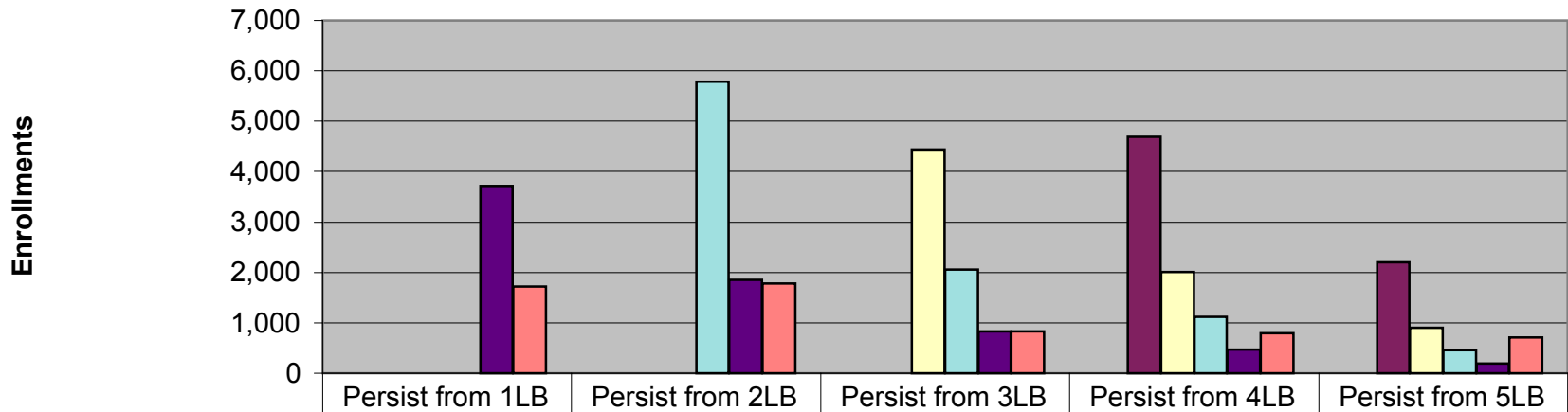
English



Math

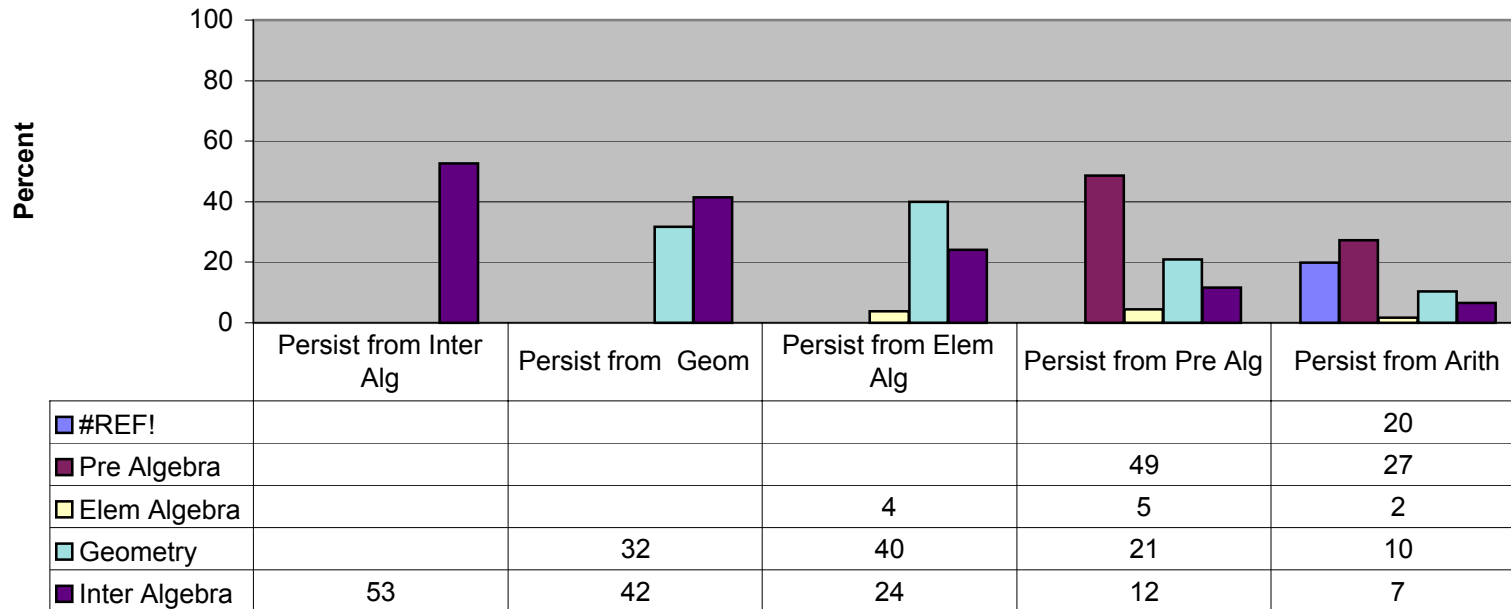


ESL



	Persist from 1LB	Persist from 2LB	Persist from 3LB	Persist from 4LB	Persist from 5LB
#REF!	0				
Persist to 4LB				4,693	2,197
Persist to 3LB			4,437	2,004	899
Persist to 2LB		5,782	2,052	1,113	459
Persist to 1LB	3,719	1,847	829	468	198
Persist to Transfer	1,724	1,776	834	791	705

Math



ESL

